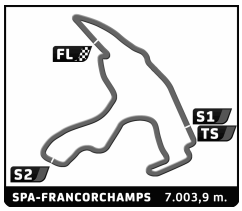

SUPERCAR CHALLENGE
SPA RACING FESTIVAL
FREE PRACTICE 2

Analysis

Personal Best | Session Best | B Crossing the finish line in pit lane

106 — Day-V-Tec — Volvo S60 V8 — SGT
1.Kelvin SNOEKS

Lap	D	Time	Sector 1	Sector 2	Sector 3	Kph	Elapsed
1	1	3:40.804	1:44.296	1:16.145	40.363	114.2	3:40.804
2	1	2:38.752	43.643	1:14.861	40.248	158.8	6:19.556
3	1	2:30.776	42.322	1:09.695	38.759	167.2	8:50.332
4	1	2:28.436	40.309	1:10.269	37.858	169.9	11:18.768
5	1	2:26.717	40.382	1:08.430	37.905	171.9	13:45.485
6	1	2:26.284	40.153	1:08.599	37.532	172.4	16:11.769
7	1	2:30.241	40.464	1:09.318	40.459	167.8	18:42.010
8	1	2:34.768 B	40.763	1:08.587	45.418	162.9	21:16.778
9	1	8:29.184	6:40.663	1:10.476	38.045	49.5	29:45.962
10	1	2:26.953	40.417	1:08.990	37.546	171.6	32:12.915
11	1	2:27.529	41.939	1:08.528	37.062	170.9	34:40.444
12	1	3:26.846 B	39.957	1:49.011	57.878	121.9	38:07.290
13	1	7:09.918	5:19.142	1:12.302	38.474	58.6	45:17.208
14	1	2:29.349	41.477	1:09.284	38.588	168.8	47:46.557
15	1	2:36.646 B	40.463	1:10.906	45.277	161.0	50:23.203

108 — Martino Rosso Racing — Ferrari GT2 458 — SGT
1.Martin LANTING
2.Bob HERBER

Lap	D	Time	Sector 1	Sector 2	Sector 3	Kph	Elapsed
1	1	2:45.271 B	43.206	1:15.189	46.876	152.6	2:45.271
2	1	4:49.450	3:03.002	1:08.784	37.664	87.1	7:34.721
3	1	2:26.550	41.482	1:07.869	37.199	172.1	10:01.271
4	1	2:29.233	41.372	1:09.463	38.398	169.0	12:30.504
5	1	2:27.383	40.971	1:08.379	38.033	171.1	14:57.887
6	1	2:33.482 B	41.489	1:07.499	44.494	164.3	17:31.369
7	1	5:14.052	3:26.795	1:09.392	37.865	80.3	22:45.421
8	1	2:26.816	41.062	1:08.540	37.214	171.7	25:12.237
9	1	2:26.592	40.704	1:08.731	37.157	172.0	27:38.829
10	1	2:42.468 B	43.433	1:11.464	47.571	155.2	30:21.297
11	1	4:13.207	2:24.630	1:09.945	38.632	99.6	34:34.504
12	1	2:31.608	41.150	1:12.244	38.214	166.3	37:06.112
13	1	2:30.414	41.190	1:09.388	39.836	167.6	39:36.526
14	1	2:42.163 B	42.079	1:12.520	47.564	155.5	42:18.689
15	1	8:22.625	6:35.271	1:09.242	38.112	50.2	50:41.314
16	1	2:37.847 B	41.354	1:09.663	46.830	159.7	53:19.161
17	1	6:27.724	4:41.475	1:08.783	37.466	65.0	59:46.885
18	1	2:27.884	41.136	1:08.662	38.086	170.5	1:02:14.769

114 — Racingteam Venray — Vicora V8 — SGT
1.Barry MAESSEN

Lap	D	Time	Sector 1	Sector 2	Sector 3	Kph	Elapsed
1	1	2:49.925	46.129	1:22.366	41.430	148.4	2:49.925
2	1	2:32.312	42.794	1:11.114	38.404	165.5	5:22.237
3	1	2:30.836	42.292	1:10.568	37.976	167.2	7:53.073
4	1	2:27.842	40.829	1:09.178	37.835	170.5	10:20.915
5	1	2:31.599	40.922	1:10.039	40.638	166.3	12:52.514
6	1	2:33.242	43.299	1:10.814	39.129	164.5	15:25.756
7	1	2:33.671	41.047	1:10.652	41.972	164.1	17:59.427
8	1	2:43.983 B	41.163	1:12.731	50.089	153.8	20:43.410
9	1	4:25.715	2:34.881	1:11.317	39.517	94.9	25:09.125
10	1	2:31.139	41.226	1:11.823	38.090	166.8	27:40.264
11	1	2:31.123	41.712	1:11.212	38.199	166.8	30:11.387
12	1	2:28.102	40.741	1:09.287	38.074	170.2	32:39.489
13	1	2:29.991	40.860	1:10.661	38.470	168.1	35:09.480
14	1	2:29.430	41.176	1:10.172	38.082	168.7	37:38.910
15	1	2:27.922	40.947	1:09.231	37.744	170.5	40:06.832
16	1	2:46.435	45.345	1:19.297	41.793	151.5	42:53.267
17	1	2:33.202	40.650	1:11.623	40.929	164.6	45:26.469
18	1	2:31.009	41.366	1:10.728	38.915	167.0	47:57.478
19	1	2:28.848	40.761	1:09.692	38.395	169.4	50:26.326
20	1	3:03.773 B	49.873	1:15.436	58.464	137.2	53:30.099

117 — Team Raceart — Dodge Viper GT3-R — SGT
1.Roger GROUWELS
2.Robert DE GRAAFF

Lap	D	Time	Sector 1	Sector 2	Sector 3	Kph	Elapsed
1	1	3:19.770	1:09.062	1:25.669	45.039	126.2	3:19.770
2	1	2:51.872 B	45.803	1:18.198	47.871	146.7	6:11.642
3	1	10:27.510	8:39.520	1:09.627	38.363	40.2	16:39.152
4	1	2:24.844	40.622	1:07.251	36.971	174.1	19:03.996
5	1	2:27.419	40.364	1:09.568	37.487	171.0	21:31.415
6	1	2:26.796	40.316	1:07.727	38.753	171.8	23:58.211
7	1	2:27.607	40.259	1:06.737	40.611	170.8	26:25.818
8	1	2:28.291	40.247	1:10.018	38.026	170.0	28:54.109
9	1	2:32.237	40.892	1:09.505	41.840	165.6	31:26.346
10	1	2:23.109	40.286	1:06.522	36.301	176.2	33:49.455
11	1	2:29.526 B	39.860	1:06.490	43.176	168.6	36:18.981
12	1	5:04.266	3:18.119	1:08.862	37.285	82.9	41:23.247
13	1	2:32.518	40.864	1:10.426	41.228	165.3	43:55.765
14	1	2:30.140	40.658	1:10.687	38.795	167.9	46:25.905
15	1	2:26.639	40.802	1:08.218	37.619	171.9	48:52.544
16	1	2:28.956	40.525	1:08.268	40.163	169.3	51:21.500
17	1	2:25.942	40.514	1:07.772	37.656	172.8	53:47.442
18	1	2:28.217	42.816	1:08.093	37.308	170.1	56:15.659
19	1	2:25.106	40.342	1:07.605	37.159	173.8	58:40.765
20	1	2:28.437	40.719	1:10.015	37.703	169.9	1:01:09.202

120 — HorsePower Racing — Aston Martin — SGT
1.Paul BAILEY
2.Andy SCHULZ

Lap	D	Time	Sector 1	Sector 2	Sector 3	Kph	Elapsed
1	1	4:41.665	2:46.574	1:15.334	39.757	89.5	4:41.665
2	1	2:22.430	41.210	1:05.402	35.818	177.0	7:04.095
3	1	2:32.445 B	39.786	1:07.888	44.771	165.4	9:36.540
4	1	21:18.582	...	1:13.686	38.811	19.7	30:55.122
5	1	2:36.340	43.111	1:11.333	41.896	161.3	33:31.462
6	1	2:30.704	42.197	1:10.475	38.032	167.3	36:02.166
7	1	2:30.531	41.522	1:10.568	38.441	167.5	38:32.697
8	1	2:40.589 B	41.906	1:10.550	48.133	157.0	41:13.286
9	1	4:28.841	2:38.139	1:11.586	39.116	93.8	45:42.127
10	1	2:30.313	41.758	1:10.206	38.349	167.7	48:12.440
11	1	2:29.917	42.506	1:09.696	37.715	168.2	50:42.357
12	1	2:30.963	41.564	1:10.761	38.638	167.0	53:13.320
13	1	2:29.444	41.808	1:09.764	37.872	168.7	55:42.764
14	1	2:29.759	41.344	1:09.041	39.374	168.4	58:12.523
15	1	2:27.494	40.618	1:09.125	37.751	171.0	1:00:40.017

131 — Storm-Tag Point Racing — BMW Z4 GT3 — SGT
1.Jan STORM
2.Niels BOUWHUIS

Lap	D	Time	Sector 1	Sector 2	Sector 3	Kph	Elapsed
1	1	3:56.148	2:01.252	1:13.436	41.460	106.8	3:56.148
2	1	2:38.655	43.073	1:12.704	42.878	158.9	6:34.803
3	1	2:34.208	44.058	1:09.987	40.163	163.5	9:09.011
4	1	2:57.277	45.111	1:10.170	1:01.996	142.2	12:06.288
5	1	2:36.289	44.436	1:11.438	40.415	161.3	14:42.577
6	1	2:31.978	42.562	1:10.403	39.013	165.9	17:14.555
7	1	2:34.774	44.068	1:10.436	40.270	162.9	19:49.329

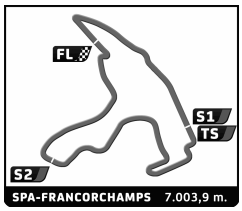

SUPERCAR CHALLENGE
SPA RACING FESTIVAL
FREE PRACTICE 2

Analysis

Personal Best | Session Best | **B** Crossing the finish line in pit lane

138 — Balfe Motorsport — Ferrari 458 GT3 — SGT
1.Shaun BALFE
2.Phil KEEN

Lap	D	Time	Sector 1	Sector 2	Sector 3	Kph	Elapsed
1	1	3:35.110	1:23.394	1:20.607	51.109	117.2	3:35.110
2	1	2:39.254	44.887	1:14.538	39.829	158.3	6:14.364
3	1	2:27.644	40.789	1:08.678	38.177	170.8	8:42.008
4	1	2:41.228 B	41.042	1:09.791	50.395	156.4	11:23.236
5	1	5:03.417	3:04.066	1:17.584	41.767	83.1	16:26.653
6	1	2:35.613	40.725	1:11.297	43.591	162.0	19:02.266
7	1	2:46.257 B	40.949	1:12.149	53.159	151.7	21:48.523
8	1	8:11.014	6:22.106	1:09.863	39.045	51.4	29:59.537
9	1	2:27.472	41.520	1:08.245	37.707	171.0	32:27.009
10	1	2:25.867	40.813	1:06.536	38.518	172.9	34:52.876
11	1	2:22.865	40.498	1:06.111	36.256	176.5	37:15.741
12	1	2:33.646 B	40.900	1:06.347	46.399	164.1	39:49.387
13	1	8:29.439	6:46.383	1:06.339	36.717	49.5	48:18.826
14	1	2:23.694	40.415	1:06.924	36.355	175.5	50:42.520
15	1	2:26.067	40.552	1:08.487	37.028	172.6	53:08.587
16	1	2:22.669	40.302	1:06.131	36.236	176.7	55:31.256
17	1	2:34.411 B	41.651	1:07.268	45.492	163.3	58:05.667

190 — Team Holbæk Pedersen — Aquila CR1 — SGT
1.Dennis PEDERSEN

Lap	D	Time	Sector 1	Sector 2	Sector 3	Kph	Elapsed
1	1	34:53.191	...	1:20.611	44.153	12.0	34:53.191
2	1	3:11.495 B	48.225	1:23.445	59.825	131.7	38:04.686
3	1	7:51.700	5:54.669	1:14.619	42.412	53.5	45:56.386
4	1	2:40.989	45.012	1:14.410	41.567	156.6	48:37.375
5	1	3:01.487 B	43.816	1:13.966	1:03.705	138.9	51:38.862

193 — Nova Race GT3 — Nissan GT-R Gt3 — SGT
1.Philippe STEVENY
2.Stephane BAILLY

Lap	D	Time	Sector 1	Sector 2	Sector 3	Kph	Elapsed
1	1	6:21.035	4:20.019	1:18.153	42.863	66.2	6:21.035
2	1	2:45.736 B	43.762	1:12.878	49.096	152.1	9:06.771
3	1	5:06.129	3:12.937	1:12.841	40.351	82.4	14:12.900
4	1	2:39.478	43.357	1:15.735	40.386	158.1	16:52.378
5	1	2:36.228	42.968	1:13.479	39.781	161.4	19:28.606
6	1	2:36.314	43.627	1:12.512	40.175	161.3	22:04.920
7	1	2:36.367	43.324	1:12.803	40.240	161.2	24:41.287
8	1	2:45.604 B	42.455	1:13.393	49.756	152.3	27:26.891
9	1	5:10.979	3:22.366	1:10.431	38.182	81.1	32:37.870
10	1	2:32.741	41.971	1:10.734	40.036	165.1	35:10.611
11	1	2:33.321	42.063	1:11.985	39.273	164.5	37:43.932
12	1	2:29.559	42.026	1:09.345	38.188	168.6	40:13.491
13	1	2:30.010	41.829	1:09.594	38.587	168.1	42:43.501
14	1	2:32.078	42.142	1:10.357	39.579	165.8	45:15.579
15	1	2:28.821	41.897	1:08.480	38.444	169.4	47:44.400
16	1	2:31.062	41.864	1:10.409	38.789	166.9	50:15.462
17	1	2:30.580	41.322	1:09.667	39.591	167.4	52:46.042
18	1	2:30.819	41.806	1:08.952	40.061	167.2	55:16.861
19	1	2:32.147	41.678	1:11.255	39.214	165.7	57:49.008
20	1	2:29.119	41.688	1:09.066	38.365	169.1	1:00:18.127

202 — GT3 Racing — Dodge Viper GT3 — GT
1.Craig WILKENS
2.Aaron SCOTT

Lap	D	Time	Sector 1	Sector 2	Sector 3	Kph	Elapsed
1	1	3:50.581	1:40.326	1:25.074	45.181	109.4	3:50.581
2	1	2:48.944	46.815	1:18.704	43.425	149.2	6:39.525
3	1	2:33.849	43.521	1:11.971	38.357	163.9	9:13.374
4	1	2:27.749	41.337	1:08.412	38.000	170.7	11:41.123
5	1	3:00.985 B	46.733	1:18.808	55.444	139.3	14:42.108
6	1	5:04.149	3:12.145	1:13.085	38.919	82.9	19:46.257
7	1	2:30.315	41.745	1:10.477	38.093	167.7	22:16.572
8	1	2:33.557	44.542	1:10.916	38.099	164.2	24:50.129
9	1	2:30.488	41.129	1:09.979	39.380	167.5	27:20.617
10	1	2:41.465 B	41.332	1:09.868	50.265	156.2	30:02.082
11	1	7:51.853	6:00.426	1:11.524	39.903	53.4	37:53.935
12	1	2:29.714	41.165	1:10.100	38.449	168.4	40:23.649
13	1	2:30.410	41.257	1:09.778	39.375	167.6	42:54.059
14	1	2:50.484 B	41.131	1:11.065	58.288	147.9	45:44.543
15	1	5:04.184	3:12.117	1:13.926	38.141	82.9	50:48.727
16	1	3:06.946 B	40.923	1:24.718	1:01.305	134.9	53:55.673

215 — Radical Benelux — Radical RXC 2.7 V8 — GT
1.Henk THUIS

Lap	D	Time	Sector 1	Sector 2	Sector 3	Kph	Elapsed
1	1	3:11.929	1:02.313	1:23.642	45.974	131.4	3:11.929
2	1	2:35.065	43.686	1:12.059	39.320	162.6	5:46.994
3	1	2:28.785	42.857	1:08.310	37.618	169.5	8:15.779
4	1	2:32.825	46.116	1:08.172	38.537	165.0	10:48.604
5	1	2:28.612	42.164	1:08.215	38.233	169.7	13:17.216
6	1	2:41.669 B	42.348	1:08.910	50.411	156.0	15:58.885
7	1	10:55.952	9:08.740	1:09.309	37.903	38.4	26:54.837
8	1	2:38.804 B	42.590	1:09.420	46.794	158.8	29:33.641
9	1	3:32.612	1:41.348	1:13.030	38.234	118.6	33:06.253
10	1	2:27.587	42.177	1:07.913	37.497	170.8	35:33.840
11	1	2:50.160 B	42.044	1:12.686	55.430	148.2	38:24.000
12	1	8:44.493	6:53.389	1:12.322	38.782	48.1	47:08.493
13	1	2:31.977	43.419	1:09.330	39.228	165.9	49:40.470
14	1	2:51.413 B	46.222	1:12.198	52.993	147.1	52:31.883

229 — GT3 Racing Lingewaal — Porsche GT3 RS — GT
1.Jack ROZENDAAL

Lap	D	Time	Sector 1	Sector 2	Sector 3	Kph	Elapsed
1	1	3:33.719	1:07.200	1:36.201	50.318	118.0	3:33.719
2	1	3:11.537	52.484	1:31.475	47.578	131.6	6:45.256
3	1	2:53.448	48.213	1:22.302	42.933	145.4	9:38.704
4	1	2:45.908	45.386	1:18.950	41.572	152.0	12:24.612
5	1	2:44.946	45.142	1:17.409	42.395	152.9	15:09.558
6	1	2:45.165	45.182	1:18.161	41.822	152.7	17:54.723
7	1	2:44.996	45.271	1:16.240	43.485	152.8	20:39.719
8	1	2:42.387	45.793	1:15.116	41.478	155.3	23:22.106
9	1	3:14.058 B	50.798	1:23.964	59.296	129.9	26:36.164

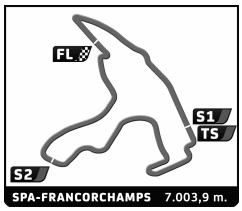

SUPERCAR CHALLENGE
SPA RACING FESTIVAL
FREE PRACTICE 2

Analysis

Personal Best | Session Best | B Crossing the finish line in pit lane

258 — Curbstone FMA Racing — Ferrari 458 GT3 — GT
1.Patrick VAN GLABEKE
2.Frédérique JONCKHEERE

Lap	D	Time	Sector 1	Sector 2	Sector 3	Kph	Elapsed
1	1	2:55.860	47.300	1:23.775	44.785	143.4	2:55.860
2	1	2:31.925	43.631	1:10.008	38.286	166.0	5:27.785
3	1	2:30.245	42.246	1:10.269	37.730	167.8	7:58.030
4	1	2:32.452	43.649	1:10.524	38.279	165.4	10:30.482
5	1	2:29.805	43.354	1:08.703	37.748	168.3	13:00.287
6	1	2:42.344 B	44.821	1:10.818	46.705	155.3	15:42.631
7	1	4:18.100	2:27.110	1:11.066	39.924	97.7	20:00.731
8	1	2:38.345 B	42.994	1:10.031	45.320	159.2	22:39.076
9	1	4:25.754	2:36.884	1:10.297	38.573	94.9	27:04.830
10	1	2:28.160	42.617	1:08.557	36.986	170.2	29:32.990
11	1	2:26.444	41.531	1:07.701	37.212	172.2	31:59.434
12	1	2:26.790	41.339	1:07.022	38.429	171.8	34:26.224
13	1	2:41.851 B	41.588	1:09.043	51.220	155.8	37:08.075

303 — Van Berlo Racing — Porsche 997 Cup — GTB
1.Marcel VAN BERLO

Lap	D	Time	Sector 1	Sector 2	Sector 3	Kph	Elapsed
1	1	3:09.539	54.946	1:28.549	46.044	133.0	3:09.539
2	1	2:41.583	45.692	1:15.324	40.567	156.0	5:51.122
3	1	2:35.190	43.889	1:11.948	39.353	162.5	8:26.312
4	1	2:33.698	43.019	1:11.343	39.336	164.0	11:00.010
5	1	2:34.209	43.183	1:11.868	39.158	163.5	13:34.219
6	1	2:38.512	46.276	1:11.985	40.251	159.1	16:12.731
7	1	2:48.185 B	43.550	1:14.477	50.158	149.9	19:00.916
8	1	3:52.009	1:57.916	1:14.252	39.841	108.7	22:52.925
9	1	2:36.270	43.737	1:12.419	40.114	161.3	25:29.195
10	1	2:37.409	43.572	1:12.778	41.059	160.2	28:06.604
11	1	3:01.984	44.055	1:35.519	42.410	138.6	31:08.588
12	1	2:41.016	44.306	1:14.479	42.231	156.6	33:49.604
13	1	2:37.435	43.725	1:13.465	40.245	160.2	36:27.039
14	1	2:36.941	43.979	1:12.811	40.151	160.7	39:03.980
15	1	2:37.404	43.881	1:13.189	40.334	160.2	41:41.384
16	1	2:37.814	44.101	1:13.203	40.510	159.8	44:19.198
17	1	2:40.991	44.069	1:14.293	42.629	156.6	47:00.189
18	1	2:42.329	45.618	1:14.682	42.029	155.3	49:42.518
19	1	2:53.657 B	45.330	1:16.074	52.253	145.2	52:36.175
20	1	3:52.749	1:54.861	1:17.088	40.800	108.3	56:28.924
21	1	2:44.664	45.998	1:15.556	43.110	153.1	59:13.588
22	1	2:43.829	44.410	1:16.752	42.667	153.9	1:01:57.417

306 — Day-V-Tec — Corvette GT4 — GTB
1.Max KOEBOLT

Lap	D	Time	Sector 1	Sector 2	Sector 3	Kph	Elapsed
1	1	4:56.937	2:34.946	1:29.354	52.637	84.9	4:56.937
2	1	3:08.435	57.290	1:24.572	46.573	133.8	8:05.372
3	1	2:40.275	45.485	1:13.122	41.668	157.3	10:45.647
4	1	2:35.872	43.691	1:12.539	39.642	161.8	13:21.519
5	1	2:39.455	43.405	1:11.285	44.765	158.1	16:00.974
6	1	2:36.939	44.148	1:12.337	40.454	160.7	18:37.913
7	1	2:36.052	42.895	1:11.538	41.619	161.6	21:13.965
8	1	2:34.867	43.502	1:11.308	40.057	162.8	23:48.832
9	1	2:36.810	43.100	1:10.955	42.755	160.8	26:25.642
10	1	2:34.376	43.353	1:11.082	39.941	163.3	29:00.018
11	1	2:35.876	43.642	1:12.021	40.213	161.8	31:35.894
12	1	2:38.367	44.853	1:13.543	39.971	159.2	34:14.261
13	1	2:34.351	43.116	1:11.430	39.805	163.4	36:48.612
14	1	2:46.625 B	44.366	1:11.791	50.468	151.3	39:35.237
15	1	6:56.306	5:01.279	1:12.791	42.236	60.6	46:31.543
16	1	2:35.873	43.705	1:12.554	39.614	161.8	49:07.416
17	1	2:36.494	43.043	1:13.612	39.839	161.1	51:43.910
18	1	2:35.311	42.981	1:12.672	39.658	162.3	54:19.221
19	1	2:34.769	42.993	1:12.147	39.629	162.9	56:53.990
20	1	2:34.635	42.968	1:11.750	39.917	163.1	59:28.625
21	1	2:37.414	43.269	1:13.855	40.290	160.2	1:02:06.039

309 — Topper Team — Porsche 997 GT3 — GTB
1.Dirk SCHULZ

Lap	D	Time	Sector 1	Sector 2	Sector 3	Kph	Elapsed
1	1	3:41.142	1:26.779	1:28.489	45.874	114.0	3:41.142
2	1	2:53.651	47.226	1:22.261	44.164	145.2	6:34.793
3	1	2:47.811	46.716	1:18.666	42.429	150.3	9:22.604
4	1	2:54.327 B	46.813	1:18.631	48.883	144.6	12:16.931
5	1	3:35.669	1:33.030	1:18.777	43.862	116.9	15:52.600
6	1	2:46.639	45.935	1:17.533	43.171	151.3	18:39.239
7	1	2:50.795	47.713	1:20.120	42.962	147.6	21:30.034
8	1	2:47.267	46.717	1:17.632	42.918	150.7	24:17.301
9	1	2:45.288	46.296	1:17.151	41.841	152.5	27:02.589
10	1	2:43.404	45.368	1:16.384	41.652	154.3	29:45.993
11	1	2:42.540	45.136	1:15.766	41.638	155.1	32:28.533
12	1	2:45.528	45.710	1:18.074	41.744	152.3	35:14.061
13	1	2:48.976	46.913	1:19.226	42.837	149.2	38:03.037
14	1	2:49.355	45.732	1:16.961	46.662	148.9	40:52.392
15	1	2:45.617	46.618	1:16.732	42.267	152.2	43:38.009
16	1	2:46.904	45.960	1:18.698	42.246	151.1	46:24.913
17	1	2:48.284	48.064	1:17.850	42.370	149.8	49:13.197
18	1	2:46.277	46.206	1:16.665	43.406	151.6	51:59.474
19	1	3:22.176 B	46.342	1:29.475	1:06.359	124.7	55:21.650

315 — Vandereyt Racing — Porsche 997 GT3 Cup — GTB
1.Miguel VANDEREYT
2.Angelique DETAVENIER

Lap	D	Time	Sector 1	Sector 2	Sector 3	Kph	Elapsed
1	1	3:37.503	1:31.863	1:21.397	44.243	115.9	3:37.503
2	1	2:59.787 B	47.326	1:18.737	53.724	140.2	6:37.290
3	1	6:36.841	4:38.577	1:16.191	42.073	63.5	13:14.131
4	1	2:38.858	43.988	1:14.137	40.733	158.7	15:52.989
5	1	3:45.067 B	44.984	2:05.077	55.006	112.0	19:38.056
6	1	4:03.121	2:03.386	1:15.932	43.803	103.7	23:41.177
7	1	2:56.499 B	44.702	1:15.578	56.219	142.9	26:37.676
8	1	5:35.759	3:40.357	1:14.200	41.202	75.1	32:13.435
9	1	2:41.622	47.199	1:13.339	41.084	156.0	34:55.057
10	1	3:16.062	45.887	1:15.456	1:14.719	128.6	38:11.119
11	1	2:55.409 B	46.012	1:18.582	50.815	143.7	41:06.528
12	1	11:29.906	9:25.083	1:24.438	40.385	36.5	52:36.434
13	1	2:36.490	44.422	1:12.333	39.735	161.1	55:12.924
14	1	2:37.749	43.550	1:13.714	40.485	159.8	57:50.673
15	1	2:45.240 B	44.844	1:12.953	47.443	152.6	1:00:35.913

321 — JR Motorsport — BMW M4 Silhouette — GTB
1.Steve VANBELLINGEN
2.Ward SLUYS

Lap	D	Time	Sector 1	Sector 2	Sector 3	Kph	Elapsed
1	1	3:21.608	1:11.545	1:25.185	44.878	125.1	3:21.608
2	1	2:47.599	47.310	1:19.005	41.284	150.4	6:09.207
3	1	2:36.305	43.991	1:12.960	39.354	161.3	8:45.512
4	1	2:35.098	43.291	1:11.876	39.931	162.6	11:20.610
5	1	2:33.389	43.320	1:10.983	39.086	164.4	13:53.999

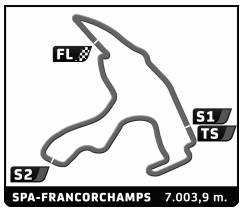

SUPERCAR CHALLENGE
SPA RACING FESTIVAL
FREE PRACTICE 2

Analysis

Personal Best | Session Best | B Crossing the finish line in pit lane

Lap	D	Time	Sector 1	Sector 2	Sector 3	Kph	Elapsed
6	1	2:33.403	43.022	1:11.138	39.243	164.4	16:27.402
7	1	2:32.538	42.518	1:10.158	39.862	165.3	18:59.940
8	1	2:32.095	42.404	1:10.268	39.423	165.8	21:32.035
9	1	2:48.549 B	44.257	1:11.799	52.493	149.6	24:20.584
10	1	6:47.636	4:52.275	1:15.133	40.228	61.9	31:08.220
11	1	3:00.936	43.405	1:12.572	1:04.959	139.4	34:09.156
12	1	2:36.327	44.001	1:11.468	40.858	161.3	36:45.483
13	1	2:35.785	43.058	1:11.900	40.827	161.9	39:21.268
14	1	2:32.896	42.396	1:11.417	39.083	164.9	41:54.164
15	1	2:34.032	43.299	1:10.790	39.943	163.7	44:28.196
16	1	2:33.573	44.675	1:10.330	38.568	164.2	47:01.769
17	1	2:31.611	42.374	1:10.786	38.451	166.3	49:33.380
18	1	2:31.956	42.338	1:10.284	39.334	165.9	52:05.336
19	1	2:30.573	42.157	1:09.948	38.468	167.5	54:35.909
20	1	2:42.665 B	42.710	1:10.713	49.242	155.0	57:18.574

330 AKF Motorsport — Renault Megane Trophy
1.Oliver FREYMUTH — GTB

Lap	D	Time	Sector 1	Sector 2	Sector 3	Kph	Elapsed
1	1	4:11.914	2:03.309	1:24.768	43.837	100.1	4:11.914
2	1	2:38.209	45.021	1:12.490	40.698	159.4	6:50.123
3	1	2:35.885	44.327	1:11.859	39.699	161.7	9:26.008
4	1	2:41.082	46.527	1:13.698	40.857	156.5	12:07.090
5	1	2:44.763 B	45.219	1:12.060	47.484	153.0	14:51.853
6	1	4:49.466	2:55.986	1:11.808	41.672	87.1	19:41.319
7	1	2:34.555	44.009	1:10.959	39.587	163.1	22:15.874
8	1	2:44.619 B	44.826	1:12.766	47.027	153.2	25:00.493
9	1	12:06.670	...	1:12.019	40.080	34.7	37:07.163
10	1	2:35.138	44.272	1:11.258	39.608	162.5	39:42.301
11	1	2:37.281	44.291	1:11.479	41.511	160.3	42:19.582
12	1	2:36.527	44.530	1:11.675	40.322	161.1	44:56.109
13	1	2:35.363	44.412	1:11.189	39.762	162.3	47:31.472
14	1	2:49.813 B	48.015	1:11.934	49.864	148.5	50:21.285

333 Backdraft Motorsport — Lamborghini Gallardo
1.Fiona JAMES — GTB

Lap	D	Time	Sector 1	Sector 2	Sector 3	Kph	Elapsed
1	1	10:38.058	8:29.430	1:23.092	45.536	39.5	10:38.058
2	1	2:38.707	45.630	1:12.658	40.419	158.9	13:16.765
3	1	2:43.270	45.576	1:12.251	45.443	154.4	16:00.035
4	1	2:53.379 B	44.418	1:12.754	56.207	145.4	18:53.414
5	1	5:16.774 B	3:12.258	1:13.188	51.328	79.6	24:10.188
6	1	7:32.373	5:22.285	1:25.608	44.480	55.7	31:42.561
7	1	2:40.493	44.892	1:15.126	40.475	157.1	34:23.054
8	1	2:47.016 B	44.043	1:13.226	49.747	151.0	37:10.070
9	1	4:05.334	2:11.660	1:11.758	41.916	102.8	41:15.404
10	1	2:49.990 B	44.237	1:12.228	53.525	148.3	44:05.394

334 Backdraft Motorsport — Lamborghini Gallardo
1.Simon ATKINSON — GTB

Lap	D	Time	Sector 1	Sector 2	Sector 3	Kph	Elapsed
1	1	10:48.723	8:34.042	1:26.770	47.911	38.9	10:48.723
2	1	3:09.096 B	52.349	1:20.007	56.740	133.3	13:57.819
3	1	5:52.536	3:55.386	1:15.276	41.874	71.5	19:50.355
4	1	2:39.689	44.806	1:14.437	40.446	157.9	22:30.044
5	1	2:50.501 B	45.358	1:12.834	52.309	147.9	25:20.545
6	1	5:10.063	3:15.226	1:14.398	40.439	81.3	30:30.608
7	1	2:38.195	43.963	1:14.487	39.745	159.4	33:08.803
8	1	2:35.556	43.740	1:12.253	39.563	162.1	35:44.359
9	1	2:36.393	45.455	1:11.472	39.466	161.2	38:20.752
10	1	2:59.041 B	43.516	1:19.932	55.593	140.8	41:19.793
11	1	8:29.040	6:35.551	1:13.935	39.554	49.5	49:48.833
12	1	2:36.589	44.695	1:12.388	39.506	161.0	52:25.422
13	1	2:34.383	43.857	1:11.063	39.463	163.3	54:59.805
14	1	2:35.074	44.032	1:11.773	39.269	162.6	57:34.879
15	1	2:35.389	44.119	1:11.230	40.040	162.3	1:00:10.268

347 FMA Racing — Ferrari Challenge Evoluzione
1.Thierry VERSTRAETE
2.Nicolas VAN DIERENDONCK — GTB

Lap	D	Time	Sector 1	Sector 2	Sector 3	Kph	Elapsed
1	1	3:54.697	1:42.410	1:26.304	45.983	107.4	3:54.697
2	1	3:03.643 B	46.619	1:21.518	55.506	137.3	6:58.340
3	1	11:00.957	8:57.292	1:19.268	44.397	38.1	17:59.297
4	1	2:40.575	43.242	1:13.982	43.351	157.0	20:39.872
5	1	2:37.803	44.624	1:12.981	40.198	159.8	23:17.675
6	1	2:34.945	42.894	1:12.331	39.720	162.7	25:52.620
7	1	2:50.799 B	43.934	1:14.935	51.930	147.6	28:43.419
8	1	8:01.719	6:07.979	1:12.968	40.772	52.3	36:45.138
9	1	2:37.712	42.958	1:12.105	42.649	159.9	39:22.850
10	1	2:34.924	42.919	1:12.025	39.980	162.8	41:57.774
11	1	2:35.491	42.411	1:12.505	40.575	162.2	44:33.265
12	1	2:52.799 B	46.337	1:13.342	53.120	145.9	47:26.064
13	1	6:21.210	4:26.931	1:13.348	40.931	66.1	53:47.274
14	1	2:38.916	43.848	1:15.587	39.481	158.7	56:26.190
15	1	2:33.245	42.562	1:11.423	39.260	164.5	58:59.435
16	1	2:38.060	42.815	1:11.611	43.634	159.5	1:01:37.495

349 EMG Motorsport — Porsche 997 Cup
1.Alain FRANSSEN — GTB

Lap	D	Time	Sector 1	Sector 2	Sector 3	Kph	Elapsed
1	1	3:43.898	1:33.914	1:22.873	47.111	112.6	3:43.898
2	1	2:53.640	47.737	1:20.239	45.664	145.2	6:37.538
3	1	2:47.350	46.854	1:17.636	42.860	150.7	9:24.888
4	1	2:46.870	48.486	1:16.077	42.307	151.1	12:11.758
5	1	2:44.407	46.174	1:16.349	41.884	153.4	14:56.165
6	1	2:53.215 B	46.122	1:15.663	51.430	145.6	17:49.380
7	1	4:21.211	2:23.377	1:16.289	41.545	96.5	22:10.591
8	1	2:41.529	46.133	1:14.493	40.903	156.1	24:52.120
9	1	2:40.700	46.057	1:14.053	40.590	156.9	27:32.820
10	1	2:41.481	45.126	1:14.665	41.690	156.1	30:14.301
11	1	2:52.781 B	46.716	1:14.752	51.313	145.9	33:07.082
12	1	6:17.061	4:13.189	1:19.153	44.719	66.9	39:24.143
13	1	2:42.855	45.666	1:16.317	40.872	154.8	42:06.998
14	1	2:50.644 B	45.458	1:14.528	50.658	147.8	44:57.642

350 Intersport Racing — Porsche 997 Cup
1.Andrew DONALDSON
2.Ian DONALDSON — GTB

Lap	D	Time	Sector 1	Sector 2	Sector 3	Kph	Elapsed
1	1	11:44.989 B	9:10.077	1:35.239	59.673	35.8	11:44.989
2	1	5:33.328	3:31.717	1:18.470	43.141	75.6	17:18.317
3	1	2:43.327	46.519	1:15.559	41.249	154.4	20:01.644
4	1	2:56.484 B	45.230	1:14.761	56.493	142.9	22:58.128
5	1	10:31.420 B	8:06.010	1:28.117	57.293	39.9	33:29.548

406 European Staffing Racing — BMW M3 E90 WTCC
1.Koen BOGAERTS
2.Mark VAN DER AA — SSP

Lap	D	Time	Sector 1	Sector 2	Sector 3	Kph	Elapsed
1	1	3:55.619	1:52.861	1:17.669	45.089	107.0	3:55.619
2	1	2:43.912	46.795	1:14.313	42.804	153.8	6:39.531

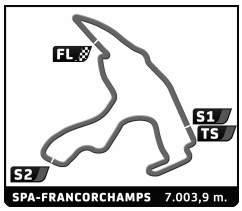

SUPERCAR CHALLENGE
SPA RACING FESTIVAL
FREE PRACTICE 2

Analysis

Personal Best | Session Best | **B** Crossing the finish line in pit lane

Lap	D	Time	Sector 1	Sector 2	Sector 3	Kph	Elapsed
3	1	2:49.933 B	45.993	1:14.426	49.514	148.4	9:29.464
4	1	3:43.041	1:46.837	1:15.143	41.061	113.0	13:12.505
5	1	2:38.894	44.964	1:13.219	40.711	158.7	15:51.399
6	1	2:36.354	44.639	1:11.267	40.448	161.3	18:27.753
7	1	2:37.001	44.504	1:11.941	40.556	160.6	21:04.754
8	1	2:37.202	44.431	1:11.512	41.259	160.4	23:41.956
9	1	2:39.527	44.701	1:13.615	41.211	158.1	26:21.483
10	1	2:51.313 B	44.538	1:16.136	50.639	147.2	29:12.796
11	1	5:08.207	3:14.229	1:13.350	40.628	81.8	34:21.003
12	1	2:38.047	45.223	1:12.516	40.308	159.5	36:59.050
13	1	2:37.031	44.705	1:11.847	40.479	160.6	39:36.081
14	1	2:40.211	47.901	1:12.068	40.242	157.4	42:16.292
15	1	2:36.547	44.951	1:11.252	40.344	161.1	44:52.839
16	1	2:36.402	44.598	1:11.381	40.423	161.2	47:29.241
17	1	2:50.215 B	44.978	1:12.653	52.584	148.1	50:19.456
18	1	4:06.046 B	1:43.365	1:20.415	1:02.266	102.5	54:25.502

409 JR Motorsport — BMW E46 M3 GTR — SSP
1.Dennis DE GROOT
2.Bas SCHOUTEN

Lap	D	Time	Sector 1	Sector 2	Sector 3	Kph	Elapsed
1	1	3:46.863 B	1:24.887	1:24.999	56.977	111.1	3:46.863
2	1	9:11.858	7:15.914	1:14.789	41.155	45.7	12:58.721
3	1	2:40.014	47.688	1:11.751	40.575	157.6	15:38.735
4	1	2:36.492	45.189	1:10.605	40.698	161.1	18:15.227
5	1	2:37.004	45.672	1:10.714	40.618	160.6	20:52.231
6	1	2:36.923	44.937	1:10.365	41.621	160.7	23:29.154
7	1	2:51.568 B	45.553	1:11.930	54.085	147.0	26:20.722
8	1	6:27.309	4:29.174	1:15.773	42.362	65.1	32:48.031
9	1	2:48.950 B	47.409	1:13.038	48.503	149.2	35:36.981
10	1	5:02.896	3:07.372	1:12.983	42.541	83.2	40:39.877
11	1	2:41.940	46.590	1:13.668	41.682	155.7	43:21.817
12	1	2:39.298	46.785	1:11.553	40.960	158.3	46:01.115
13	1	2:40.270	45.863	1:13.152	41.255	157.3	48:41.385
14	1	2:58.969 B	48.052	1:15.729	55.188	140.9	51:40.354

411 Van Herck Racing — Mazda 3 — SSP
1.Werner VAN HERCK

Lap	D	Time	Sector 1	Sector 2	Sector 3	Kph	Elapsed
1	1	3:08.265	57.886	1:25.861	44.518	133.9	3:08.265
2	1	3:39.706 B	46.083	1:38.597	1:15.026	114.8	6:47.971

412 Munckhof Racing/ vd Plas Racing — BMW Z4 — SSP
1.Eric VAN DEN MUNCKHOF

Lap	D	Time	Sector 1	Sector 2	Sector 3	Kph	Elapsed
1	1	3:10.889	55.729	1:29.455	45.705	132.1	3:10.889
2	1	2:49.655	47.860	1:18.317	43.478	148.6	6:00.544
3	1	2:44.708	46.678	1:16.175	41.855	153.1	8:45.252
4	1	2:40.490	45.633	1:13.872	40.985	157.1	11:25.742
5	1	3:36.559 B	45.374	1:54.061	57.124	116.4	15:02.301
6	1	8:26.789	6:29.101	1:15.086	42.602	49.8	23:29.090
7	1	2:44.988	46.669	1:15.238	43.081	152.8	26:14.078
8	1	2:39.731	45.876	1:12.953	40.902	157.9	28:53.809
9	1	2:42.853	45.062	1:15.353	42.438	154.8	31:36.662
10	1	2:52.795 B	45.558	1:15.205	52.032	145.9	34:29.457
11	1	4:04.447	2:09.076	1:13.499	41.872	103.1	38:33.904
12	1	2:41.250	45.552	1:13.697	42.001	156.4	41:15.154
13	1	2:41.614	45.469	1:13.206	42.939	156.0	43:56.768
14	1	2:39.223	44.868	1:13.214	41.141	158.4	46:35.991
15	1	2:39.502	44.950	1:12.834	41.718	158.1	49:15.493
16	1	2:43.054	45.544	1:15.352	42.158	154.6	51:58.547
17	1	2:39.277	44.744	1:13.305	41.228	158.3	54:37.824
18	1	2:55.690 B	46.484	1:15.270	53.936	143.5	57:33.514

416 JR Motorsport — BMW 132 GTR — SSP
1.Leon ZAPPEIJ
2.Michael VERHAGEN

Lap	D	Time	Sector 1	Sector 2	Sector 3	Kph	Elapsed
1	1	3:42.510 B	1:16.862	1:28.142	57.506	113.3	3:42.510
2	1	6:15.640	4:12.220	1:18.207	45.213	67.1	9:58.150
3	1	3:00.936 B	51.388	1:17.119	52.429	139.4	12:59.086
4	1	7:40.610	5:39.588	1:16.217	44.805	54.7	20:39.696
5	1	2:47.132	48.719	1:15.553	42.860	150.9	23:26.828
6	1	2:47.698	47.784	1:16.083	43.831	150.4	26:14.526
7	1	2:46.753	47.575	1:15.879	43.299	151.2	29:01.279
8	1	2:54.450 B	47.167	1:15.770	51.513	144.5	31:55.729
9	1	6:08.833	4:04.522	1:20.976	43.335	68.4	38:04.562
10	1	2:45.822	46.987	1:15.643	43.192	152.1	40:50.384
11	1	2:42.093	46.848	1:13.841	41.404	155.6	43:32.477
12	1	2:46.539	49.247	1:14.893	42.399	151.4	46:19.016
13	1	2:43.839	47.750	1:13.706	42.383	153.9	49:02.855
14	1	2:53.895 B	47.145	1:15.940	50.810	145.0	51:56.750

417 NMT Racing — BMW M3 GT4 — SSP
1.Tristan BOORSMA

Lap	D	Time	Sector 1	Sector 2	Sector 3	Kph	Elapsed
1	1	3:24.901	1:15.850	1:26.870	42.181	123.1	3:24.901
2	1	2:39.813	45.664	1:13.594	40.555	157.8	6:04.714
3	1	2:37.240	45.015	1:12.031	40.194	160.4	8:41.954
4	1	2:36.946	45.116	1:11.586	40.244	160.7	11:18.900
5	1	2:44.389 B	45.153	1:11.960	47.276	153.4	14:03.289
6	1	4:14.132	2:21.991	1:11.941	40.200	99.2	18:17.421
7	1	2:38.056	44.817	1:12.659	40.580	159.5	20:55.477
8	1	2:37.218	44.909	1:11.877	40.432	160.4	23:32.695
9	1	2:40.362	45.380	1:13.453	41.529	157.2	26:13.057
10	1	2:37.604	45.164	1:12.181	40.259	160.0	28:50.661
11	1	2:38.719	45.407	1:12.789	40.523	158.9	31:29.380
12	1	2:38.609	45.228	1:12.626	40.755	159.0	34:07.989
13	1	2:38.641	45.152	1:12.920	40.569	158.9	36:46.630
14	1	2:38.205	44.878	1:12.622	40.705	159.4	39:24.835
15	1	2:48.190 B	45.211	1:14.131	48.848	149.9	42:13.025
16	1	4:12.921	2:17.894	1:14.087	40.940	99.7	46:25.946
17	1	2:39.232	44.993	1:13.388	40.851	158.3	49:05.178
18	1	2:41.138	44.794	1:15.404	40.940	156.5	51:46.316
19	1	3:07.216 B	49.279	1:24.241	53.696	134.7	54:53.532

423 Spork Racing Team — Seat Leon Supercopa — SSP
1.Jimmy ADRIAENSSENS
2.Philippe VAN RIEL

Lap	D	Time	Sector 1	Sector 2	Sector 3	Kph	Elapsed
1	1	3:04.765	53.014	1:25.099	46.652	136.5	3:04.765
2	1	2:56.483	49.848	1:21.977	44.658	142.9	6:01.248
3	1	2:52.363	49.749	1:17.966	44.648	146.3	8:53.611
4	1	3:01.185 B	48.738	1:16.611	55.836	139.2	11:54.796
5	1	6:18.774	3:55.791	1:32.251	50.732	66.6	18:13.570
6	1	3:05.516	53.744	1:23.819	47.953	135.9	21:19.086
7	1	2:57.791	50.766	1:20.269	46.756	141.8	24:16.877
8	1	2:55.082	50.520	1:18.532	46.030	144.0	27:11.959
9	1	2:55.775	50.922	1:18.897	45.956	143.4	30:07.734
10	1	2:52.626	49.462	1:18.119	45.045	146.1	33:00.360
11	1	2:52.554	48.860	1:18.709	44.985	146.1	35:52.914

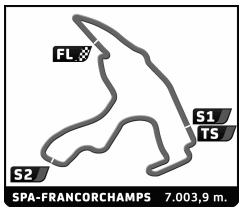

SUPERCAR CHALLENGE
SPA RACING FESTIVAL
FREE PRACTICE 2

Analysis

Personal Best | Session Best | **B** Crossing the finish line in pit lane

Lap	D	Time	Sector 1	Sector 2	Sector 3	Kph	Elapsed
12	1	3:05.571 B	49.287	1:18.007	58.277	135.9	38:58.485
13	1	6:36.874	4:24.603	1:26.432	45.839	63.5	45:35.359
14	1	2:58.019 B	49.318	1:16.343	52.358	141.6	48:33.378
15	1	4:09.179	2:09.050	1:17.063	43.066	101.2	52:42.557
16	1	2:44.863	47.440	1:14.415	43.008	152.9	55:27.420
17	1	2:47.972	49.141	1:14.605	44.226	150.1	58:15.392
18	1	2:46.687	48.384	1:15.305	42.998	151.3	1:01:02.079

424 Speedtec Motorsport — Speedtec Zilhouette — SSP
1.Peter VAN VLIET
2.Nico VAN VLIET

Lap	D	Time	Sector 1	Sector 2	Sector 3	Kph	Elapsed
1	1	4:09.805	2:06.191	1:20.746	42.868	100.9	4:09.805
2	1	2:43.990	47.274	1:14.251	42.465	153.8	6:53.795
3	1	2:45.338	47.056	1:15.808	42.474	152.5	9:39.133
4	1	2:42.984	46.641	1:14.499	41.844	154.7	12:22.117
5	1	2:44.141	46.934	1:15.327	41.880	153.6	15:06.258
6	1	2:54.051 B	47.058	1:15.782	51.211	144.9	18:00.309
7	1	4:55.465	2:54.092	1:18.023	43.350	85.3	22:55.774
8	1	2:41.409	45.983	1:13.668	41.758	156.2	25:37.183
9	1	2:40.665	46.282	1:12.675	41.708	156.9	28:17.848
10	1	3:10.771 B	52.375	1:20.781	57.615	132.2	31:28.619
11	1	7:00.633	5:01.296	1:15.821	43.516	59.9	38:29.252
12	1	2:41.861	46.723	1:13.216	41.922	155.8	41:11.113
13	1	2:39.553	45.874	1:12.362	41.317	158.0	43:50.666
14	1	2:42.007	46.045	1:14.277	41.685	155.6	46:32.673
15	1	2:40.947	45.848	1:13.286	41.813	156.7	49:13.620
16	1	3:02.949 B	52.829	1:16.141	53.979	137.8	52:16.569
17	1	7:25.193 B	5:00.980	1:21.360	1:02.853	56.6	59:41.762

426 Team Compak Ramps — Seat Leon Supercopa — SSP
1.Lee ALLEN

Lap	D	Time	Sector 1	Sector 2	Sector 3	Kph	Elapsed
1	1	3:34.392	1:32.221	1:18.914	43.257	117.6	3:34.392
2	1	2:43.178	46.385	1:15.936	40.857	154.5	6:17.570
3	1	2:38.473	45.841	1:12.087	40.545	159.1	8:56.043
4	1	2:37.600	45.245	1:11.800	40.555	160.0	11:33.643
5	1	2:37.644	44.774	1:12.459	40.411	159.9	14:11.287
6	1	2:59.649 B	50.397	1:15.866	53.386	140.4	17:10.936
7	1	5:52.630	3:38.689	1:25.404	48.537	71.5	23:03.566
8	1	3:07.242	57.884	1:24.553	44.805	134.7	26:10.808
9	1	2:47.711	50.682	1:12.496	44.533	150.3	28:58.519
10	1	3:12.508 B	54.325	1:18.313	59.870	131.0	32:11.027

428 Meijers Motorsport — BMW M3 E92 3.2 — SSP
1.Frank MEIJERS
2.Menno MEIJERS

Lap	D	Time	Sector 1	Sector 2	Sector 3	Kph	Elapsed
1	1	5:15.703	2:50.801	1:34.019	50.883	79.9	5:15.703
2	1	2:58.739	54.152	1:19.964	44.623	141.1	8:14.442
3	1	2:50.181	48.932	1:16.518	44.731	148.2	11:04.623
4	1	2:48.567	48.404	1:16.473	43.690	149.6	13:53.190
5	1	2:47.613	48.237	1:16.129	43.247	150.4	16:40.803
6	1	2:47.238	47.557	1:15.306	44.375	150.8	19:28.041
7	1	2:46.065	47.811	1:14.876	43.378	151.8	22:14.106
8	1	2:45.714	47.941	1:15.074	42.699	152.2	24:59.820
9	1	2:56.033 B	47.379	1:16.152	52.502	143.2	27:55.853
10	1	6:31.386	4:25.345	1:20.961	45.080	64.4	34:27.239
11	1	2:46.954	47.615	1:15.803	43.536	151.0	37:14.193
12	1	2:44.348	47.332	1:13.666	43.350	153.4	39:58.541
13	1	2:42.860	47.311	1:13.291	42.258	154.8	42:41.401
14	1	2:46.066	47.416	1:14.961	43.689	151.8	45:27.467
15	1	2:43.505	47.080	1:13.966	42.459	154.2	48:10.972
16	1	2:46.681	48.016	1:15.228	43.437	151.3	50:57.653
17	1	2:59.942 B	48.284	1:16.371	55.287	140.1	53:57.595

430 Ferry Monster Autosport — Seat Leon Supercopa — SSP
1.René WIJNEN
2.Charlie FRIJNS

Lap	D	Time	Sector 1	Sector 2	Sector 3	Kph	Elapsed
1	1	2:57.560	56.150	1:19.815	41.595	142.0	2:57.560
2	1	2:37.988	44.913	1:12.401	40.674	159.6	5:35.548
3	1	2:38.449	45.420	1:12.038	40.991	159.1	8:13.997
4	1	2:49.041 B	48.116	1:12.633	48.292	149.2	11:03.038
5	1	4:29.065	2:32.053	1:14.915	42.097	93.7	15:32.103
6	1	2:42.393	46.748	1:13.900	41.745	155.3	18:14.496
7	1	2:42.277	46.663	1:13.228	42.386	155.4	20:56.773
8	1	2:44.880	46.362	1:14.883	43.635	152.9	23:41.653
9	1	2:43.889	46.988	1:13.151	43.750	153.8	26:25.542
10	1	2:41.310	46.473	1:13.365	41.472	156.3	29:06.852
11	1	2:51.591 B	47.281	1:14.942	49.368	146.9	31:58.443
12	1	4:39.717	2:44.915	1:13.502	41.300	90.1	36:38.160
13	1	2:39.373	45.491	1:12.860	41.022	158.2	39:17.533
14	1	2:39.941	45.763	1:13.105	41.073	157.6	41:57.474
15	1	2:40.367	45.959	1:13.141	41.267	157.2	44:37.841
16	1	2:39.627	45.414	1:12.922	41.291	158.0	47:17.468
17	1	2:38.912	45.534	1:12.331	41.047	158.7	49:56.380
18	1	2:43.797	45.922	1:16.049	41.826	153.9	52:40.177
19	1	2:40.089	45.596	1:13.174	41.319	157.5	55:20.266
20	1	2:40.434	45.875	1:12.789	41.770	157.2	58:00.700
21	1	2:40.195	45.765	1:12.974	41.456	157.4	1:00:40.895

444 Blueberry Racing — BMW E46 M3 — SSP
1.Ronald VAN LOON

Lap	D	Time	Sector 1	Sector 2	Sector 3	Kph	Elapsed
1	1	3:43.216	1:30.786	1:24.941	47.489	113.0	3:43.216
2	1	2:53.421	47.470	1:20.461	45.490	145.4	6:36.637
3	1	2:47.350	46.487	1:18.363	42.500	150.7	9:23.987
4	1	2:46.947	47.798	1:16.726	42.423	151.0	12:10.934
5	1	2:43.327	46.412	1:14.995	41.920	154.4	14:54.261
6	1	2:42.914	46.131	1:14.619	42.164	154.8	17:37.175
7	1	2:56.737 B	46.352	1:15.635	54.750	142.7	20:33.912
8	1	6:29.457	4:30.231	1:17.065	42.161	64.7	27:03.369
9	1	2:43.874	46.016	1:15.647	42.211	153.9	29:47.243
10	1	2:53.949 B	46.078	1:15.280	52.591	145.0	32:41.192

447 Team Webb — BMW E46 GTR — SSP
1.Martin WEBB
2.Carl WOODWISS

Lap	D	Time	Sector 1	Sector 2	Sector 3	Kph	Elapsed
1	1	5:16.163	2:53.524	1:32.031	50.608	79.8	5:16.163
2	1	2:52.307	49.313	1:17.691	45.303	146.3	8:08.470
3	1	2:43.874	46.449	1:15.971	41.454	153.9	10:52.344
4	1	2:40.892	46.456	1:13.419	41.017	156.7	13:33.236
5	1	2:41.363	47.625	1:12.841	40.897	156.3	16:14.599
6	1	2:39.264	45.284	1:13.136	40.844	158.3	18:53.863
7	1	2:58.827 B	47.986	1:16.827	54.014	141.0	21:52.690
8	1	5:18.187	3:20.144	1:15.488	42.555	79.2	27:10.877
9	1	2:41.883	46.140	1:13.812	41.931	155.8	29:52.760
10	1	2:52.671 B	45.194	1:13.055	54.422	146.0	32:45.431
11	1	5:29.884	3:29.427	1:17.726	42.731	76.4	38:15.315
12	1	2:45.376	46.813	1:16.449	42.114	152.5	41:00.691

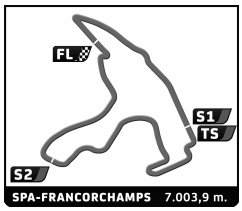

SUPERCAR CHALLENGE
SPA RACING FESTIVAL
FREE PRACTICE 2

Analysis

Personal Best | Session Best | **B** Crossing the finish line in pit lane

Lap	D	Time	Sector 1	Sector 2	Sector 3	Kph	Elapsed
13	1	2:43.770	46.437	1:15.457	41.876	154.0	43:44.461
14	1	2:45.901	46.394	1:16.300	43.207	152.0	46:30.362
15	1	2:44.807	46.708	1:15.902	42.197	153.0	49:15.169
16	1	3:01.793	45.806	1:33.358	42.629	138.7	52:16.962
17	1	3:01.183 B	45.886	1:19.583	55.714	139.2	55:18.145
18	1	4:11.531	2:12.537	1:15.950	43.044	100.2	59:29.676
19	1	2:46.813	45.854	1:18.581	42.378	151.2	1:02:16.489

450 Cor Euser Racing — Lotus Evora
1.Cor EUSER — SSP

Lap	D	Time	Sector 1	Sector 2	Sector 3	Kph	Elapsed
1	1	3:24.533	1:10.046	1:28.988	45.499	123.3	3:24.533
2	1	2:49.601	47.929	1:19.354	42.318	148.7	6:14.134
3	1	2:39.789	45.535	1:13.774	40.480	157.8	8:53.923
4	1	2:39.214	44.778	1:12.791	41.645	158.4	11:33.137
5	1	2:48.018 B	44.400	1:14.137	49.481	150.1	14:21.155
6	1	7:08.078	5:09.884	1:15.299	42.895	58.9	21:29.233
7	1	2:46.208	46.563	1:17.727	41.918	151.7	24:15.441
8	1	2:37.804	45.017	1:12.255	40.532	159.8	26:53.245
9	1	2:37.241	44.651	1:12.376	40.214	160.4	29:30.486
10	1	2:46.443 B	44.688	1:12.591	49.164	151.5	32:16.929
11	1	6:22.528	4:27.987	1:13.856	40.685	65.9	38:39.457
12	1	2:37.163	43.931	1:12.753	40.479	160.4	41:16.620
13	1	2:46.301 B	44.557	1:13.007	48.737	151.6	44:02.921

470 Van der Kooi Lotus Racing — Lotus Exige 250 CUP
1.Huub DELNOIJ — SSP

Lap	D	Time	Sector 1	Sector 2	Sector 3	Kph	Elapsed
1	1	4:36.634	2:20.142	1:28.658	47.834	91.1	4:36.634
2	1	2:46.003	48.577	1:16.017	41.409	151.9	7:22.637
3	1	2:40.960	46.077	1:13.555	41.328	156.6	10:03.597
4	1	2:48.502	50.446	1:14.043	44.013	149.6	12:52.099
5	1	2:40.220	45.931	1:12.692	41.597	157.4	15:32.319
6	1	2:42.824	47.253	1:13.463	42.108	154.9	18:15.143
7	1	2:43.217	46.410	1:13.717	43.090	154.5	20:58.360
8	1	2:54.029 B	46.124	1:13.845	54.060	144.9	23:52.389
9	1	18:30.284	...	1:16.313	40.509	22.7	42:22.673
10	1	2:38.138	45.209	1:12.121	40.808	159.4	45:00.811
11	1	2:37.277	45.537	1:11.329	40.411	160.3	47:38.088
12	1	2:41.057	45.063	1:15.462	40.532	156.6	50:19.145
13	1	2:37.778	45.210	1:11.831	40.737	159.8	52:56.923
14	1	2:37.634	44.997	1:12.283	40.354	160.0	55:34.557
15	1	2:39.744	45.172	1:12.000	42.572	157.8	58:14.301
16	1	2:42.068	45.164	1:13.849	43.055	155.6	1:00:56.369

493 Intersport racing — BMW E46 M3 GTR
1.Ryan LYNSEY
2.Kevin CLARKE — SSP

Lap	D	Time	Sector 1	Sector 2	Sector 3	Kph	Elapsed
1	1	6:32.345	4:22.370	1:24.526	45.449	64.3	6:32.345
2	1	2:46.205	47.193	1:16.411	42.601	151.7	9:18.550
3	1	2:45.805	47.674	1:15.326	42.805	152.1	12:04.355
4	1	2:45.641	47.078	1:15.696	42.867	152.2	14:49.996
5	1	2:42.994	46.106	1:14.766	42.122	154.7	17:32.990
6	1	2:56.494 B	46.452	1:14.943	55.099	142.9	20:29.484
7	1	11:39.994	9:40.160	1:17.167	42.667	36.0	32:09.478
8	1	2:44.984	47.623	1:14.992	42.369	152.8	34:54.462
9	1	2:57.430 B	48.380	1:17.140	51.910	142.1	37:51.892
10	1	6:45.190	4:46.556	1:16.398	42.236	62.2	44:37.082
11	1	2:41.900	46.029	1:14.883	40.988	155.7	47:18.982
12	1	2:45.305	45.547	1:17.224	42.534	152.5	50:04.287
13	1	2:41.580	46.075	1:13.778	41.727	156.0	52:45.867
14	1	2:42.846	45.752	1:13.637	43.457	154.8	55:28.713
15	1	2:43.189	47.205	1:13.735	42.249	154.5	58:11.902
16	1	2:46.550	46.441	1:14.633	45.476	151.4	1:00:58.452

496 Intersport racing — BMW E46 M3 GTR
1.Mike MOSS
2.Flick HAIGE — SSP

Lap	D	Time	Sector 1	Sector 2	Sector 3	Kph	Elapsed
1	1	17:10.512	...	1:27.069	47.628	24.5	17:10.512
2	1	2:56.482	49.154	1:21.494	45.834	142.9	20:06.994
3	1	3:09.545 B	48.864	1:21.641	59.040	133.0	23:16.539
4	1	23:31.316	...	1:37.275	47.315	17.9	46:47.855
5	1	3:00.593	49.292	1:24.238	47.063	139.6	49:48.448
6	1	3:02.030	49.567	1:25.340	47.123	138.5	52:50.478
7	1	2:57.777	49.475	1:22.886	45.416	141.8	55:48.255
8	1	2:52.517	47.955	1:19.567	44.995	146.2	58:40.772
9	1	2:58.452	48.121	1:20.836	49.495	141.3	1:01:39.224

501 Spirit Racing — Renault Clio RS 2.0 16V
1.Rob NIEMAN — SP2

Lap	D	Time	Sector 1	Sector 2	Sector 3	Kph	Elapsed
1	1	3:12.083	53.971	1:28.093	50.019	131.3	3:12.083
2	1	3:01.079	54.494	1:20.261	46.324	139.2	6:13.162
3	1	2:57.337	53.173	1:18.033	46.131	142.2	9:10.499
4	1	2:56.801	52.087	1:18.558	46.156	142.6	12:07.300
5	1	2:54.603	51.836	1:17.057	45.710	144.4	15:01.903
6	1	2:59.463	51.779	1:19.808	47.876	140.5	18:01.366
7	1	2:56.888	52.385	1:17.590	46.913	142.5	20:58.254
8	1	3:04.419 B	52.028	1:18.232	54.159	136.7	24:02.673
9	1	6:31.286	4:26.266	1:18.633	46.387	64.4	30:33.959
10	1	3:05.322 B	52.086	1:17.683	55.553	136.1	33:39.281
11	1	6:59.290	4:53.460	1:19.888	45.942	60.1	40:38.571
12	1	2:57.335	52.905	1:17.692	46.738	142.2	43:35.906
13	1	3:07.728 B	52.333	1:18.412	56.983	134.3	46:43.634

503 Febo Racing Team — Renault Clio RS 2.0 16V
1.Dennis DE BORST
2.Martin DE KLEIJN — SP2

Lap	D	Time	Sector 1	Sector 2	Sector 3	Kph	Elapsed
1	1	3:12.928	1:03.330	1:23.055	46.543	130.7	3:12.928
2	1	3:04.002 B	50.978	1:17.855	55.169	137.0	6:16.930
3	1	50:03.258 B	4:37.846			8.4	56:20.188

505 Traxx Racing Team — Renault Clio
1.Chris VOET
2.Bart VAN DEN BROECK — SP2

Lap	D	Time	Sector 1	Sector 2	Sector 3	Kph	Elapsed
1	1	5:35.454	3:19.249	1:28.184	48.021	75.2	5:35.454
2	1	3:01.668	52.953	1:22.344	46.371	138.8	8:37.122
3	1	2:57.541	52.008	1:18.975	46.558	142.0	11:34.663
4	1	2:53.970	50.816	1:18.036	45.118	144.9	14:28.633
5	1	2:53.589	50.852	1:17.676	45.061	145.3	17:22.222
6	1	3:04.136 B	51.950	1:17.093	55.093	136.9	20:26.358
7	1	4:42.004	2:40.369	1:16.793	44.842	89.4	25:08.362
8	1	2:51.823	50.667	1:16.262	44.894	146.7	28:00.185
9	1	2:56.311	51.147	1:20.003	45.161	143.0	30:56.496
10	1	2:55.497	52.562	1:17.835	45.100	143.7	33:51.993
11	1	2:52.895	50.759	1:17.353	44.783	145.8	36:44.888
12	1	2:54.359	50.495	1:17.545	46.319	144.6	39:39.247
13	1	2:52.819	50.947	1:17.179	44.693	145.9	42:32.066
14	1	3:08.438 B	51.587	1:18.434	58.417	133.8	45:40.504

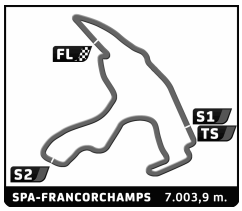

SUPERCAR CHALLENGE
SPA RACING FESTIVAL
FREE PRACTICE 2

Analysis

Personal Best | Session Best | B Crossing the finish line in pit lane

Lap	D	Time	Sector 1	Sector 2	Sector 3	Kph	Elapsed
15	1	6:29.603	4:17.941	1:26.308	45.354	64.7	52:10.107
16	1	2:54.744	50.812	1:18.710	45.222	144.3	55:04.851
17	1	2:55.797	51.409	1:18.647	45.741	143.4	58:00.648
18	1	2:57.816	50.928	1:18.130	48.758	141.8	1:00:58.464

513 AT Motorsport — Ford Focus Silhouette — SP2
1.Kim TROEYEN

Lap	D	Time	Sector 1	Sector 2	Sector 3	Kph	Elapsed
1	1	3:21.869	54.080	1:34.446	53.343	124.9	3:21.869
2	1	3:19.886	59.475	1:29.984	50.427	126.1	6:41.755
3	1	3:06.404	53.972	1:23.312	49.120	135.3	9:48.159
4	1	3:06.101	53.242	1:23.684	49.175	135.5	12:54.260
5	1	3:07.076	53.902	1:23.516	49.658	134.8	16:01.336
6	1	4:03.294 B	53.629	1:23.448	1:46.217	103.6	20:04.630
7	1	3:19.255	1:10.257	1:22.202	46.796	126.5	23:23.885
8	1	3:04.117	53.675	1:21.749	48.693	136.9	26:28.002
9	1	5:46.321 B	55.555	1:41.535	3:09.231	72.8	32:14.323
10	1	3:15.136	1:07.197	1:21.121	46.818	129.2	35:29.459
11	1	3:01.290	53.215	1:21.032	47.043	139.1	38:30.749
12	1	2:59.474	53.164	1:20.248	46.062	140.5	41:30.223
13	1	2:58.503	52.109	1:19.886	46.508	141.3	44:28.726
14	1	3:00.553	52.663	1:20.705	47.185	139.6	47:29.279
15	1	2:58.833	52.384	1:20.666	45.783	141.0	50:28.112
16	1	2:57.735	51.441	1:19.801	46.493	141.9	53:25.847
17	1	2:56.891	51.736	1:19.136	46.019	142.5	56:22.738
18	1	2:56.542	51.394	1:18.707	46.441	142.8	59:19.280
19	1	3:01.116	52.345	1:22.189	46.582	139.2	1:02:20.396

520 Zoet Racing — Lotus Exige — SP2
1.Erwin VAN DIJK

Lap	D	Time	Sector 1	Sector 2	Sector 3	Kph	Elapsed
1	1	3:57.017	1:36.277	1:30.435	50.305	106.4	3:57.017
2	1	2:56.457	52.914	1:18.218	45.325	142.9	6:53.474
3	1	2:53.815	51.350	1:15.521	46.944	145.1	9:47.289
4	1	2:52.168	52.491	1:15.206	44.471	146.5	12:39.457
5	1	2:49.775	50.431	1:15.020	44.324	148.5	15:29.232
6	1	2:50.595	51.256	1:15.512	43.827	147.8	18:19.827
7	1	2:49.730	50.025	1:15.552	44.153	148.6	21:09.557
8	1	2:50.919	50.518	1:15.962	44.439	147.5	24:00.476
9	1	2:57.209 B	50.257	1:15.318	51.634	142.3	26:57.685
10	1	5:10.520	3:10.731	1:15.773	44.016	81.2	32:08.205
11	1	2:54.229	53.494	1:15.113	45.622	144.7	35:02.434
12	1	3:03.932 B	50.547	1:15.863	57.522	137.1	38:06.366
13	1	3:35.936 B	1:29.319	1:16.014	50.603	116.8	41:42.302
14	1	3:50.016 B	1:26.537	1:16.251	1:07.228	109.6	45:32.318

533 Day-V-Tec — BMW 130i — SP2
1.Mauits CARANSA
2.Wesley CARANSA

Lap	D	Time	Sector 1	Sector 2	Sector 3	Kph	Elapsed
1	1	7:10.390	5:05.763	1:20.226	44.401	58.6	7:10.390
2	1	2:49.982	49.860	1:15.860	44.262	148.3	10:00.372
3	1	2:52.456	49.971	1:17.039	45.446	146.2	12:52.828
4	1	2:59.636 B	50.028	1:17.093	52.515	140.4	15:52.464
5	1	4:46.256	2:44.416	1:16.979	44.861	88.1	20:38.720
6	1	2:51.545	50.724	1:15.588	45.233	147.0	23:30.265
7	1	2:56.747 B	49.297	1:16.294	51.156	142.7	26:27.012
8	1	5:02.099	3:01.201	1:16.802	44.096	83.5	31:29.111
9	1	2:50.831	49.572	1:17.050	44.209	147.6	34:19.942
10	1	3:03.160 B	50.793	1:18.060	54.307	137.7	37:23.102
11	1	5:13.274 B	3:01.612	1:18.987	52.675	80.5	42:36.376
12	1	3:17.832	1:14.806	1:17.829	45.197	127.5	45:54.208
13	1	2:51.600	50.524	1:17.058	44.018	146.9	48:45.808
14	1	2:50.303	49.724	1:16.440	44.139	148.1	51:36.111
15	1	2:59.799 B	49.666	1:18.083	52.050	140.2	54:35.910
16	1	3:38.281	1:35.512	1:17.873	44.896	115.5	58:14.191
17	1	3:34.795 B	51.065	1:21.922	1:21.808	117.4	1:01:48.986

537 Pujolaracing — Renault Clio 4 — SP2
1.Stephan POLDERMAN
2.Rene STEENMETZ

Lap	D	Time	Sector 1	Sector 2	Sector 3	Kph	Elapsed
1	1	4:38.083	2:11.603	1:36.133	50.347	90.7	4:38.083
2	1	3:14.747	58.140	1:25.754	50.853	129.5	7:52.830
3	1	3:24.479 B	56.452	1:27.170	1:00.857	123.3	11:17.309
4	1	5:21.681	3:06.289	1:27.829	47.563	78.4	16:38.990
5	1	2:57.537	52.734	1:19.436	45.367	142.0	19:36.527
6	1	2:51.708	50.341	1:17.007	44.360	146.8	22:28.235
7	1	2:54.930	50.034	1:19.069	45.827	144.1	25:23.165
8	1	3:18.585 B	50.518	1:18.983	1:09.084	127.0	28:41.750
9	1	5:14.916	3:08.296	1:21.514	45.106	80.1	33:56.666
10	1	2:53.088	50.915	1:17.642	44.531	145.7	36:49.754
11	1	2:50.579	49.737	1:16.412	44.430	147.8	39:40.333
12	1	2:49.732	49.719	1:16.016	43.997	148.6	42:30.065
13	1	2:50.964	49.988	1:15.859	45.117	147.5	45:21.029
14	1	2:50.619	49.720	1:15.915	44.984	147.8	48:11.648
15	1	2:48.906	49.425	1:15.964	43.517	149.3	51:00.554
16	1	2:48.868	49.499	1:15.439	43.930	149.3	53:49.422
17	1	2:51.900	49.181	1:16.696	46.023	146.7	56:41.322
18	1	2:49.729	49.415	1:16.709	43.605	148.6	59:31.051
19	1	2:49.821	49.453	1:16.084	44.284	148.5	1:02:20.872

577 Unil Lubricants Racing Team — BMW E46 ETCC — SP2
1.Leonid PROTASOV

Lap	D	Time	Sector 1	Sector 2	Sector 3	Kph	Elapsed
1	1	6:56.429	4:18.776	1:50.724	46.929	60.5	6:56.429
2	1	2:55.405	50.622	1:19.323	45.460	143.7	9:51.834
3	1	2:56.088	51.327	1:19.723	45.038	143.2	12:47.922
4	1	3:12.903	50.534	1:18.773	1:03.596	130.7	16:00.825
5	1	3:06.158 B	51.068	1:20.263	54.827	135.4	19:06.983
6	1	5:21.080	3:16.156	1:19.595	45.329	78.5	24:28.063
7	1	2:54.890	50.284	1:18.977	45.629	144.2	27:22.953
8	1	2:56.844	52.171	1:19.539	45.134	142.6	30:19.797
9	1	3:09.553	50.381	1:19.046	1:00.126	133.0	33:29.350
10	1	3:04.529 B	51.118	1:18.445	54.966	136.6	36:33.879
11	1	5:03.123	2:55.437	1:21.686	46.000	83.2	41:37.002
12	1	2:56.522	49.666	1:21.433	45.423	142.8	44:33.524
13	1	2:55.359	49.928	1:20.231	45.200	143.8	47:28.883
14	1	2:57.129	52.162	1:20.382	44.585	142.3	50:26.012
15	1	2:54.519	50.364	1:19.566	44.589	144.5	53:20.531
16	1	2:54.655	49.554	1:20.417	44.684	144.4	56:15.186
17	1	3:22.275 B	49.529	1:24.470	1:08.276	124.7	59:37.461

744 GH Motorsport — Tatuus PY012 — SL2
1.Henk HAANE
2.Kris COOLS

Lap	D	Time	Sector 1	Sector 2	Sector 3	Kph	Elapsed
1	1	4:44.112 B	1:38.910	2:06.316	58.886	88.7	4:44.112
2	1	8:19.205 B	5:37.167	1:48.899	53.139	50.5	13:03.317
3	1	17:49.389	...	1:35.107	43.463	23.6	30:52.706
4	1	2:39.937	47.104	1:11.405	41.428	157.7	33:32.643

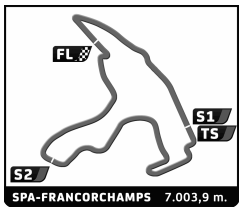

SUPERCAR CHALLENGE
SPA RACING FESTIVAL
FREE PRACTICE 2

Analysis

Personal Best | Session Best | **B** Crossing the finish line in pit lane

760 — Norma Benelux — Norma M20F — SL3
1.David HOUTHOOFD
2.Vincent DESSCHANS

Lap	D	Time	Sector 1	Sector 2	Sector 3	Kph	Elapsed
5	1	2:53.498 B	44.899	1:12.236	56.363	145.3	36:26.141
1	1	3:31.440	1:23.936	1:21.514	45.990	119.2	3:31.440
2	1	3:41.539 B	49.084	1:19.325	1:33.130	113.8	7:12.979
3	1	5:20.145	3:24.166	1:14.677	41.302	78.8	12:33.124
4	1	2:35.478	44.848	1:10.518	40.112	162.2	15:08.602
5	1	2:35.038	44.786	1:10.508	39.744	162.6	17:43.640
6	1	2:34.113	44.230	1:09.313	40.570	163.6	20:17.753
7	1	2:35.803	44.104	1:12.164	39.535	161.8	22:53.556
8	1	2:43.513 B	44.299	1:11.460	47.754	154.2	25:37.069
9	1	6:04.165	4:14.077	1:10.385	39.703	69.2	31:41.234
10	1	2:35.025	44.113	1:10.600	40.312	162.6	34:16.259
11	1	2:35.415	44.152	1:09.551	41.712	162.2	36:51.674
12	1	2:34.092	43.718	1:09.663	40.711	163.6	39:25.766
13	1	2:34.005	44.535	1:10.354	39.116	163.7	41:59.771
14	1	2:34.479	44.269	1:09.980	40.230	163.2	44:34.250
15	1	2:50.276 B	44.901	1:11.646	53.729	148.1	47:24.526
16	1	5:26.496	3:31.252	1:14.206	41.038	77.2	52:51.022
17	1	2:36.505	44.357	1:10.144	42.004	161.1	55:27.527
18	1	2:41.968 B	43.983	1:10.668	47.317	155.7	58:09.495

771 — Blueberry Racing — Radical SR3 — SL3
1.Carlo KUIJER
2.Berry VAN ELK

Lap	D	Time	Sector 1	Sector 2	Sector 3	Kph	Elapsed
1	1	13:14.487	...	1:21.292	52.225	31.7	13:14.487
2	1	2:46.273	48.384	1:12.306	45.583	151.6	16:00.760
3	1	2:38.786	47.295	1:10.136	41.355	158.8	18:39.546
4	1	2:37.499	46.946	1:09.401	41.152	160.1	21:17.045
5	1	2:38.659	45.742	1:11.530	41.387	158.9	23:55.704
6	1	2:37.089	46.107	1:10.337	40.645	160.5	26:32.793
7	1	2:35.407	45.584	1:09.210	40.613	162.2	29:08.200
8	1	2:38.799	46.200	1:11.234	41.365	158.8	31:46.999
9	1	2:39.454	46.613	1:09.874	42.967	158.1	34:26.453
10	1	2:36.409	45.815	1:09.781	40.813	161.2	37:02.862
11	1	2:37.174	45.996	1:09.975	41.203	160.4	39:40.036
12	1	2:48.314 B	45.510	1:11.699	51.105	149.8	42:28.350
13	1	5:02.261 B	2:59.999	1:12.841	49.421	83.4	47:30.611
14	1	5:19.935	3:17.959	1:19.918	42.058	78.8	52:50.546
15	1	2:37.922	46.224	1:09.113	42.585	159.7	55:28.468
16	1	2:34.370	45.810	1:08.178	40.382	163.3	58:02.838
17	1	9:20.761 B	45.680	7:38.780	56.301	45.0	1:07:23.599

773 — Glasfolie.be — Norma M20F — SL3
1.Filip DECLERQ

Lap	D	Time	Sector 1	Sector 2	Sector 3	Kph	Elapsed
1	1	3:22.983	1:24.406	1:17.244	41.333	124.2	3:22.983
2	1	2:39.334	46.232	1:13.198	39.904	158.2	6:02.317
3	1	2:35.327	45.055	1:10.376	39.896	162.3	8:37.644
4	1	2:48.459 B	45.289	1:12.698	50.472	149.7	11:26.103
5	1	4:21.437	2:27.911	1:12.531	40.995	96.4	15:47.540
6	1	2:35.106	45.425	1:09.835	39.846	162.6	18:22.646
7	1	2:35.924	44.920	1:09.891	41.113	161.7	20:58.570
8	1	2:41.591	45.392	1:13.661	42.538	156.0	23:40.161
9	1	2:37.034	45.133	1:11.323	40.578	160.6	26:17.195
10	1	2:38.258	45.390	1:11.891	40.977	159.3	28:55.453
11	1	2:38.202	45.073	1:13.182	39.947	159.4	31:33.655
12	1	2:38.845	46.778	1:11.498	40.569	158.7	34:12.500
13	1	2:48.388 B	45.408	1:11.409	51.571	149.7	37:00.888
14	1	5:10.489	3:19.427	1:11.146	39.916	81.2	42:11.377
15	1	2:34.999	44.783	1:10.309	39.907	162.7	44:46.376
16	1	2:36.830	44.743	1:11.810	40.277	160.8	47:23.206
17	1	2:37.204	45.263	1:11.944	39.997	160.4	50:00.410
18	1	2:38.710	44.807	1:12.394	41.509	158.9	52:39.120
19	1	2:46.845 B	45.333	1:11.354	50.158	151.1	55:25.965